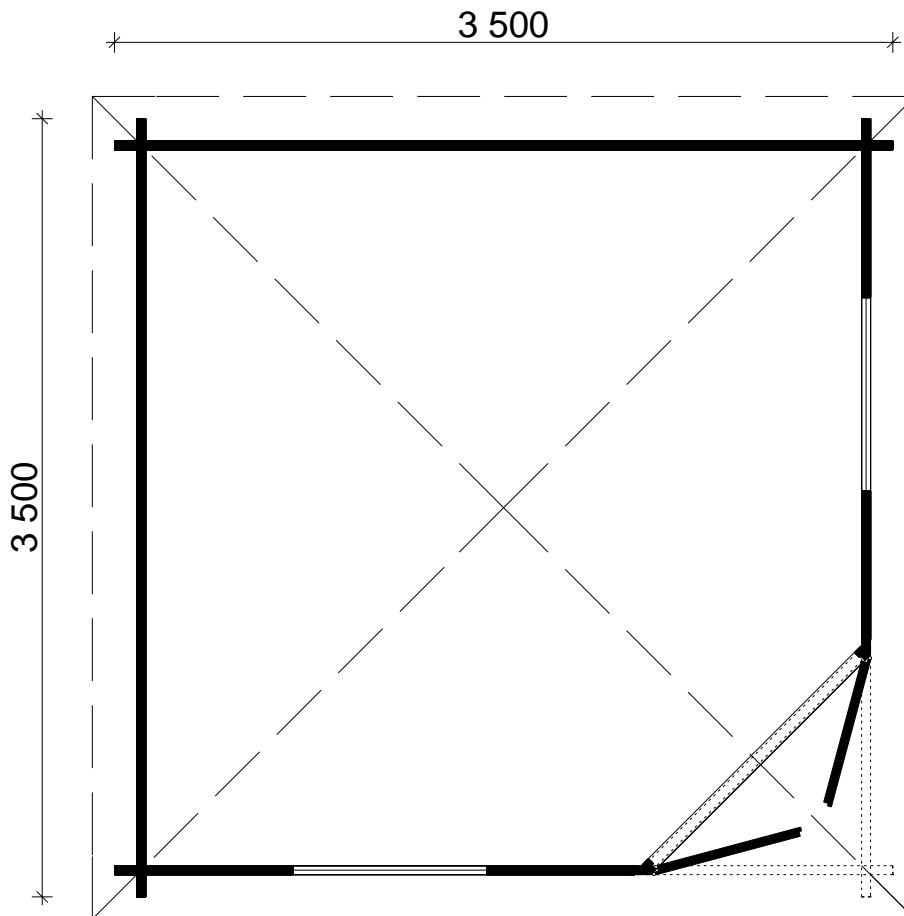


Techn. Daten Aruba
















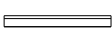








Bohlenaußenmaß (B x T): 350 x 350 cm

Wandaußenmaß: 330 x 330 cm - Bohlenstärke: 40 mm









Achtung : Alle angegebenen Maße sind ca. - Maße !

Teileliste Aruba 350x350cm

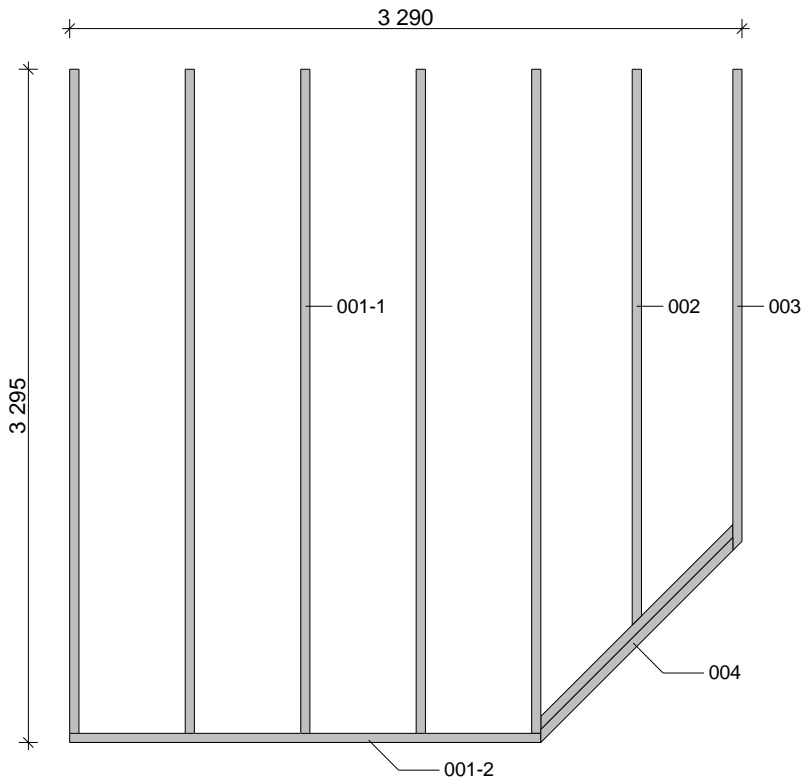
Nr	Beschreibung	Profil mm	Länge mm	Stück	
1	Fundamenthölzer	45x70	3250/2305	5/1	
2			2720	1	
3			2355	1	
4			1374	2	
5			3500	1	
6			2341	1	
7			3500	37	
8			3500	1	
9			2438	1	
10			3500	2	
11			2341	10	
12			2341	1	
13			2341	1	
14			805	21	
15			666	21	
16				3500	2
17			608	6	
18			619	4(2+2)	
19			1384	1	
20	Dachbalken	44x94	2725	4	
21	Dachbalken	44x85	1668	8(4+4)	
22	Dachbalken		965	8(4+4)	
23	Zentral-Verbindungs-Holz			1	
24	Traufenbrett	18x90	3750	4	
25	Doppeltür 1425 x1900 mm			1	
26	Einzelfenster 865 x1210 mm			2	
27	Dachelemente h= 652 mm		1304 x 922	1	
28	Dachbretter		3694	4	
29			3490	4	
30			3286	4	
31			3082	4	
32			2878	4	
33				2674	4
34			2470	4	
35			2267	4	
36			2063	4	
37			1849	4	
38			1655	4	

Teilleiste Aruba 350x350cm

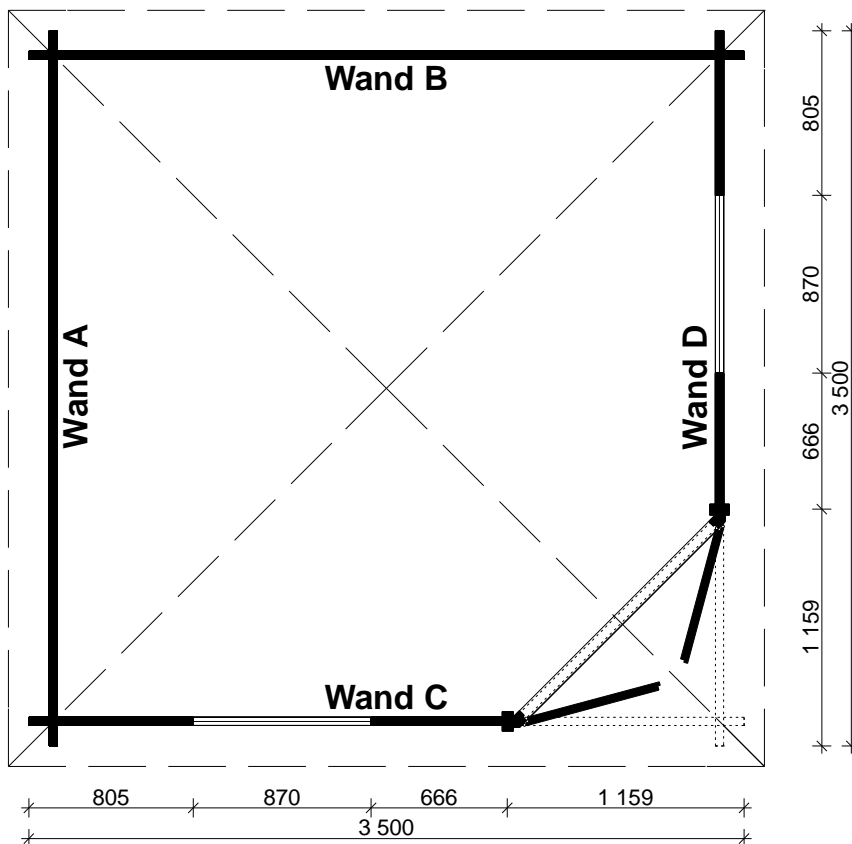
Nr	Beschreibung	Profil mm	Länge mm	Stück
39	Dachbretter 	 18x110	1451	4
40			1247	4
41			1043	4
42			839	4
43			635	4
44			432	4
45			228	4
46			Fußbodenbretter 	 18x110
47	2467	1		
48	2577	1		
49	2687	1		
50	2797	1		
51	2907	1		
52	3017	1		
53	3127	1		
54	Fußbodenbretter 		3217	22+1
55	Schrauben 4,0 x 40, 4,5 x 70			1 Beutel
56	Nägel 2,5 x 50			1 Beutel
57	Fussleisten			ca 12,4 m
58	Sturmleisten 		2010	5
59	Schloßschrauben M 8 x 70, Mutter, U-Scheibe			15
60	Dachpappnägel 3,0 x 15			--

Wand- und Fundamentplan Aruba 350 x 350 cm

Fundamentplan

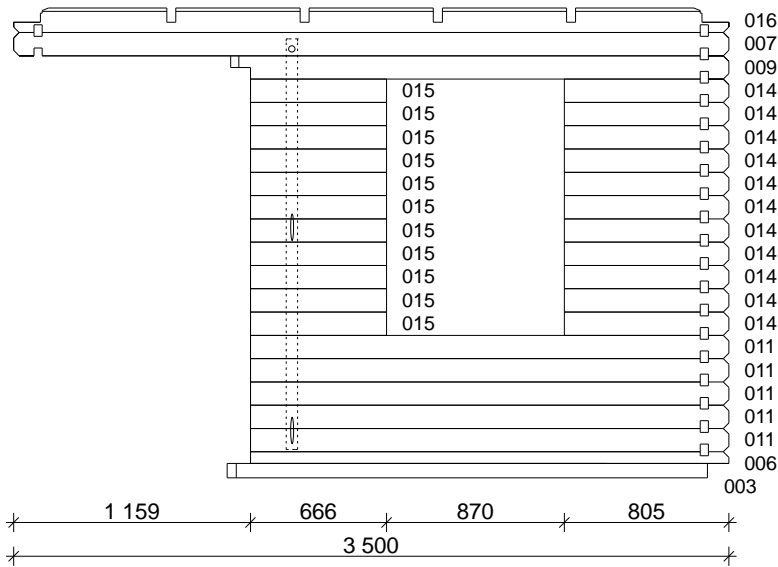


Wandplan

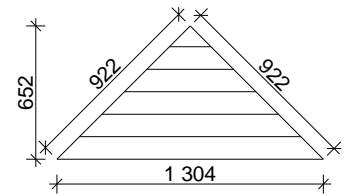


Wandplan + Dach Aruba 350x350cm

Wand D



Dachelemente



Dachplan

